



THE WORK OF HIS HANDS



**GLOBAL
GIVING
DAY 2025**

2 April 2025

Setting up a personal
fundraising campaign page

ifesworld.org/ggd



GUIDANCE FOR SETTING UP A PERSONAL CAMPAIGN THROUGH THE IFES GIVING PLATFORM

1. Click on this link:

UK: <https://giving.ifesworld.org/-/XSXUAJRJ>

US: <https://usgiving.ifesworld.org/-/XWDPQYPK>

Elsewhere: <https://giving.ifesworld.org/-/XDHXBFGC>

2. Fill in the details in the box that appears and click continue.

Start your fundraiser

Thank you for mobilising support for The Work of His Hands - IFES Global Giving Day 2025 with a personal fundraising campaign. As you share your own perspective and connect with your networks, you'll boost giving for leadership development programs across IFES. What a privilege to be partnering together with God in shaping students, staff, and graduates to be the well-formed work of his hands!

DISPLAY NAME

FUNDRAISER PHOTO

FUNDRAISING GOAL GBP

YOUR MESSAGE 120/120

GOAL DATE

[Continue](#)

Notes:

DISPLAY NAME – This doesn't need to be your full name (that comes later). If you're raising money by holding a specific event, you could refer to that. E.g. "Tim's Sponsored Bike Ride".

FUNDRAISING GOAL – Choose your initial target (it can be in your local currency). If giving is going well, you can increase your target after you've created the page.

YOUR MESSAGE – We have given you a sample text. But we strongly encourage you to put your own personal message here. Since the box is limited to 120 characters, you need to be very concise! Examples of a more personal message under 120 characters:

Examples of a more personal message under 120 characters:

I've benefited from lots of IFES leadership training over the years - help open that opportunity up to others today!

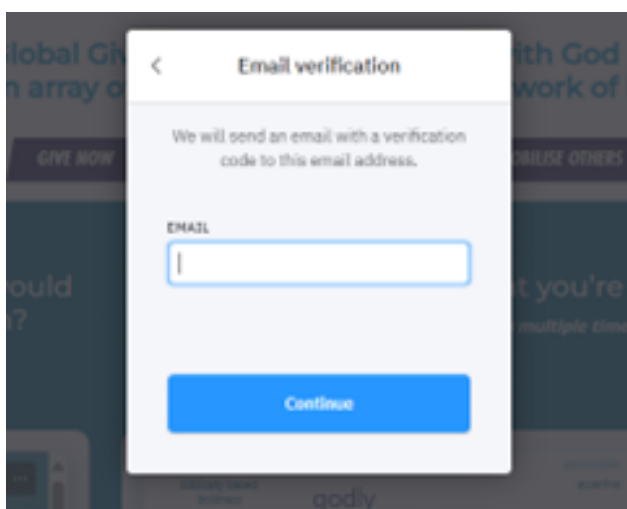
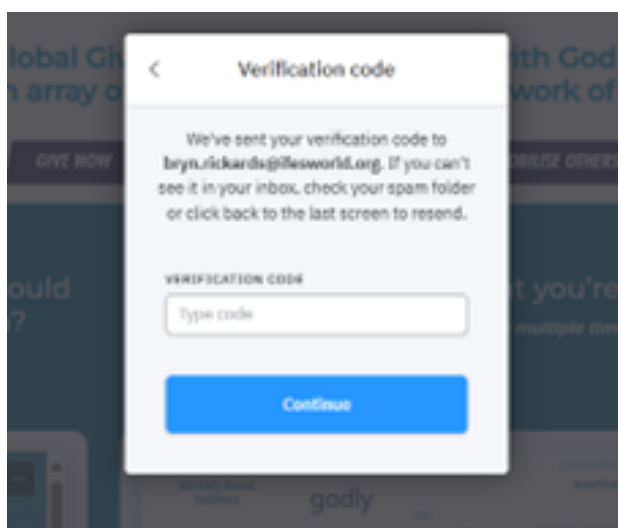
With IFES, I grew as a leader: I explored my gifts, came closer to Jesus, and served others. Let's bless this ministry!

To share more about how IFES has shaped you or leaders in your region, we suggest you post testimonies on social media with a link back to your page.

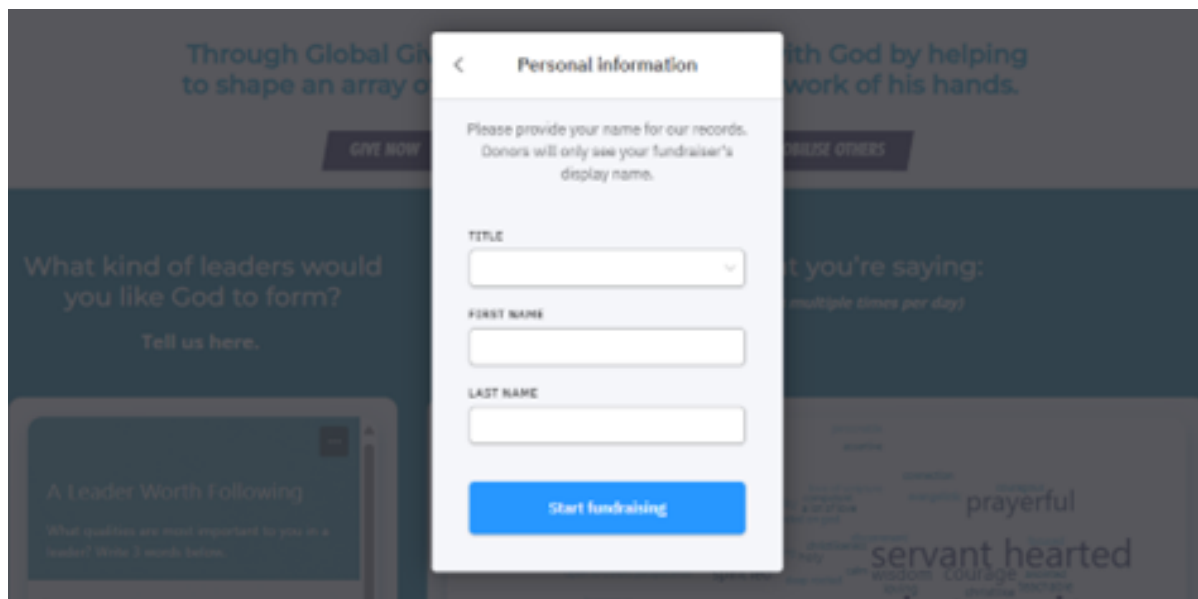
GOAL DATE – we suggest 30 April 2025, but you can change it to suit your campaign.

Once you've set up your campaign page, you can later edit all these details (although note that currency cannot be changed).

3. Enter your email and verify it with the code.

A screenshot of a mobile app screen titled "Email verification". It features a back arrow in the top left corner. The text reads: "We will send an email with a verification code to this email address." Below this is a label "EMAIL" followed by a text input field. At the bottom is a blue button labeled "Continue".A screenshot of a mobile app screen titled "Verification code". It features a back arrow in the top left corner. The text reads: "We've sent your verification code to bryn.rickards@ifesworld.org. If you can't see it in your inbox, check your spam folder or click back to the last screen to resend." Below this is a label "VERIFICATION CODE" followed by a text input field with the placeholder "Type code". At the bottom is a blue button labeled "Continue".

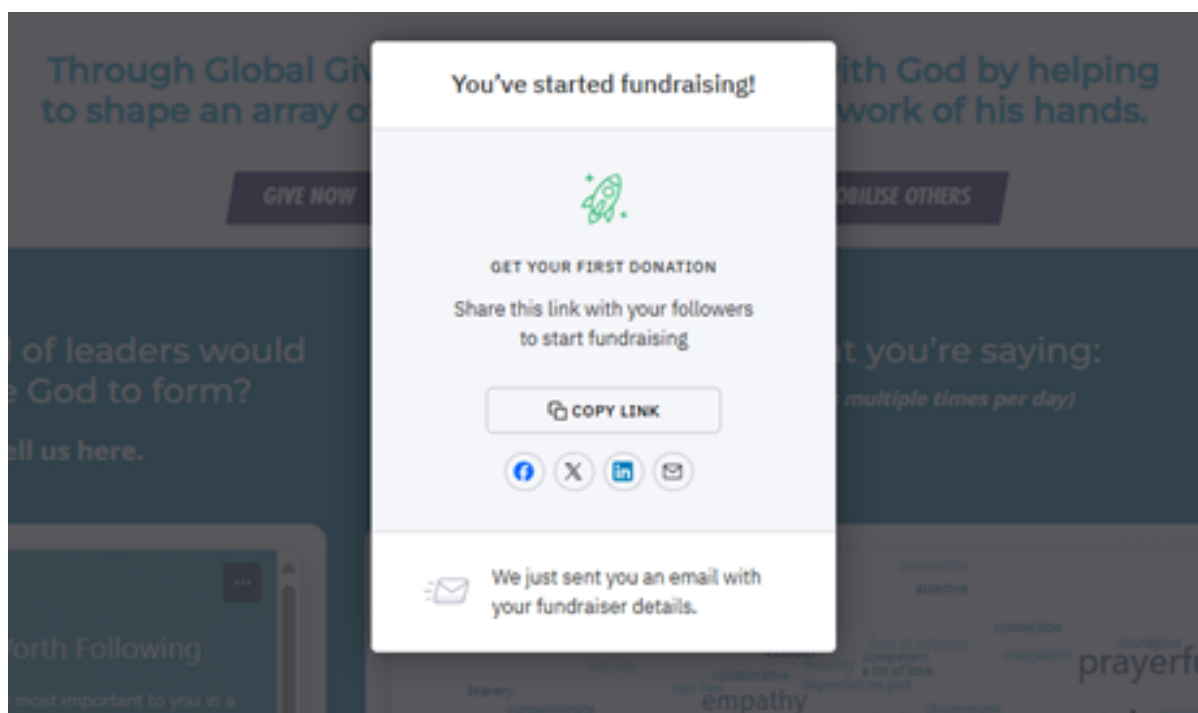
4. Enter your personal details.



The screenshot shows a 'Personal Information' form overlay on a fundraising page. The form has a title 'Personal Information' and a back arrow. Below the title, it says 'Please provide your name for our records. Donors will only see your fundraiser's display name.' There are three input fields: 'TITLE' (with a dropdown arrow), 'FIRST NAME', and 'LAST NAME'. At the bottom of the form is a blue button labeled 'Start fundraising'.

5. When you click 'Start fundraising', your page is launched!

You'll get an email to confirm, with details about how to access the page and tell others about it.



The screenshot shows a confirmation overlay titled 'You've started fundraising!'. It features a green rocket icon and the text 'GET YOUR FIRST DONATION'. Below this, it says 'Share this link with your followers to start fundraising'. There is a button labeled 'COPY LINK' with a copy icon. Below the button are four social media icons: Facebook, X, LinkedIn, and Email. At the bottom, there is an envelope icon and the text 'We just sent you an email with your fundraiser details.' The background shows a fundraising page with various text elements like 'Through Global Giving', 'GIVE NOW', 'What kind of leaders would you like God to form?', 'Tell us here.', 'A Leader Worth Following', 'What qualities are most important to you in a leader? Write 3 words below.', 'What you're saying: (multiple times per day)', 'prayerful', 'servant hearted', 'empathy', and 'connection'.

It's that easy!

You'll see that your page already shows that donations will be doubled (thanks to this year's generous matching fund).

And you don't need to worry about transferring any funds from your campaign as all donations made through your page will go straight to IFES.

We're excited to offer this personal fundraising option this year.

It's the first time we're using our new giving platform in this way, so please let us know if you have any issues, or if we can assist you with anything.

Email us at hello@ifesworld.org